

holding Pattern under Regulation 31 of SEBI (Listing Obligations and Disclosure Requirements) Regulations, 2015

1	Name of Listed Entity: Shree Steel Wire Ropes Limited
2	Scrip Code/Name of Scrip/Class of Security: 513488
3	Share Holding Pattern Filed under: Reg. 31(1)(a)/Reg. 31(1)(b)/Reg.31(1)(c)
a.	If under 31(1)(b) then indicate the report for Quarter ending
b.	If under 31(1)(c) then indicate date of allotment/extinguishment
4	Declaration: The Listed entity is required to submit the following declaration to the extent of submission of information:-

	Particulars	Yes*	No*
1	Whether the Listed Entity has issued any partly paid up shares?		No
2	Whether the Listed Entity has issued any Convertible Securities or Warrants?		No
3	Whether the Listed Entity has any shares against which depository receipts are issued?		No
4	Whether the Listed Entity has any shares in locked-in?		No
5	Whether any shares held by promoters are pledge or otherwise encumbered?		No

\* If the Listed Entity selects the option 'No' for the questions above, the columns for the partly paid up shares, Outstanding Convertible Securities/Warrants, depository receipts, locked-in shares, No of shares pledged or otherwise encumbered by promoters, as applicable, shall not be displayed at the time of dissemination on the Stock Exchange website. Also wherever there is 'No' declared by Listed Entity in above table the values will be considered as 'Zero' by default on submission of the format of holding of specified securities.

GENERATED ON :02/01/2016

NSDL : 31/12/2015

CDSL :31/12/2015



**Shree Steel Wire Ropes Limited**

**Table I - Summary Statement holding of specified securities**

Category	Category of shareholder	Number of shareholders	No. of fully paid up equity shares held	No. of Partly paid-up equity shares held	No. of shares underlying Depository Receipts	Total nos. shares held	Shareholding as a % of total shares (calculate as per SCRR, 1957)	Number of Voting Rights held in each class of securities		No. of Underlying Outstanding convertible securities (including securities)	Shareholding, as a % assuming full conversion of convertible securities	Number of Locked in shares		Number of Shares pledged or otherwise encumbered	Number of equity shares held in dematerialised form
								No of Voting Rights	Total as a % of (A+B+C)			No. (a)	As a % of total Shares held(b)		
(I)	(II)	(III)	(IV)	(V)	(VI)	(VII) = (IV)+(V)+(VI)	(VIII) As a % of (A+B+C2)	(IX)		(X)	(XI) = (VII)+(X) As a % of	(XII)	(XIII)	(XIV)	
(A)	Promoter & Promoter Group	6	911870	0	0	911870	27.5365	0	0	0	27.5365	0	0	0	911870
(B)	Public	3411	2399620	0	0	2399620	72.4635	0	0	0	72.4635	0	2275	0.0948	1172791
(C)	Non Promoter - Non Public Shares Underlying DRs	0	0	0	0	0	0.0000	0	0	0	0.0000	0	0	0.0000	0
(C2)	Shares Held By Employee Trust	0	0	0	0	0	0.0000	0	0	0	0.0000	0	0	0.0000	0
	<b>Total</b>	<b>3417</b>	<b>3311490</b>	<b>0</b>	<b>0</b>	<b>3311490</b>	<b>100.0000</b>	<b>0</b>	<b>0</b>	<b>0</b>	<b>100.0000</b>	<b>0</b>	<b>2275</b>	<b>0.0687</b>	<b>2084661</b>

GENERATED ON :02/01/2016 NSDL : 31/12/2015 CDSL :31/12/2015



**Shree Steel Wire Ropes Limited**

**Table II (I)(a) - Statement showing shareholding pattern of the Promoter and Promoter Group**

Category	Category & Name of shareholders	PAN	Nos. of shareholders	No. of fully paid up equity shares held	No. of Partly paid-up equity shares held	No. of shares underlying Depository Receipts	Total nos. shares held (IV)+(V)+(VI)	Shareholding as a % of total shares (calculate as per SCRR, 1957)	Number of Voting Rights held in each class of securities			No. of Shares Underlying Outstanding convertible securities (including securities)	Shareholding, as a % assuming full conversion of convertible securities (XII)= (VII)+(X) As a % of	Number of Locked in shares		Number of Shares pledged or otherwise encumbered		Number of equity shares held in dematerialised form
									No of Voting Rights	Class eg: X	Class eg: Y Total			As a % of total shares held(b)	No. (a)	As a % of total Shares held(b)	No. (a)	
	(i)	(ii)	(iii)	(iv)	(v)	(vi)	(vii) = (iv)+(v)+(vi)	(viii) As a % of (A+B+CZ)	(ix)	(x)	(xi) = (VII)+(X) As a % of	(xii)	(xiii)	(xiv)				
1	Indian																	
(e)	Individuals / Hindu Undivided Family																	
	Chandru Ramchand Chawla	ADPPC4370H	5	421310	0	0	421310	12.7227	0	0	0.0000	0	0.0000	0	0.0000	0	0.0000	421310
	Manoj Bansidhar Jeswani	APHJ8410F	1	298695	0	0	298695	9.0200	0	0	0.0000	0	0.0000	0	0.0000	0	0.0000	298695
	Vinod Chandru Chawla	AAABPC3100C	1	79260	0	0	79260	2.3935	0	0	0.0000	0	0.0000	0	0.0000	0	0.0000	79260
	Manisha Vinod Chawla	ACCPC6799E	1	39200	0	0	39200	1.1838	0	0	0.0000	0	0.0000	0	0.0000	0	0.0000	39200
	Chandru Ramchand Chawla	ADPPC4370H	1	3570	0	0	3570	0.1078	0	0	0.0000	0	0.0000	0	0.0000	0	0.0000	3570
	Central Government / State Government(s)		1	585	0	0	585	0.0177	0	0	0.0000	0	0.0000	0	0.0000	0	0.0000	585
(b)	Government(s)		0	0	0	0	0	0.0000	0	0	0.0000	0	0.0000	0	0.0000	0	0.0000	0
(c)	Financial Institutions / Banks		0	0	0	0	0	0.0000	0	0	0.0000	0	0.0000	0	0.0000	0	0.0000	0
(d)	Any Other (Specify)		1	490560	0	0	490560	14.8139	0	0	0.0000	0	0.0000	0	0.0000	0	0.0000	490560
	Bodies Corporate		1	490560	0	0	490560	14.8139	0	0	0.0000	0	0.0000	0	0.0000	0	0.0000	490560
	Bholenath Developers Limited	AAACB2050Q	1	490560	0	0	490560	14.8139	0	0	0.0000	0	0.0000	0	0.0000	0	0.0000	490560
	Sub Total (A)(1)		6	911870	0	0	911870	27.5365	0	0	0.0000	0	0.0000	0	0.0000	0	0.0000	911870
2	Foreign																	
(a)	Individuals (Non-Resident)																	
(b)	Individuals / Foreign Individuals																	
(c)	Government		0	0	0	0	0	0.0000	0	0	0.0000	0	0.0000	0	0.0000	0	0.0000	0
(d)	Institutions		0	0	0	0	0	0.0000	0	0	0.0000	0	0.0000	0	0.0000	0	0.0000	0
(e)	Foreign Portfolio Investor		0	0	0	0	0	0.0000	0	0	0.0000	0	0.0000	0	0.0000	0	0.0000	0
	Any Other (Specify)		0	0	0	0	0	0.0000	0	0	0.0000	0	0.0000	0	0.0000	0	0.0000	0
	Sub Total (A)(2)		0	0	0	0	0	0.0000	0	0	0.0000	0	0.0000	0	0.0000	0	0.0000	0
	Total Shareholding Of Promoter And Promoter Group (A)= (A)(1)+(A)(2)		6	911870	0	0	911870	27.5365	0	0	0.0000	0	0.0000	0	0.0000	0	0.0000	911870

Details of Shares which remain unclaimed may be given hear along with details such as number of shareholders, outstanding shares held in demat/unclaimed suspense account, voting rights which are frozen etc.

Note:


(1) PAN would not be displayed on website of Stock Exchange(s)

(2) The term 'Encumbrance' has the same meaning as assigned under regulation 28(3) of SEBI (Substantial Acquisition of Shares and Takeovers) Regulations, 2011.

GENERATED ON :02/01/2016

NSDL : 31/12/2015

CDSL : 31/12/2015



**Shree Steel Wire Ropes Limited**

**Table III - Statement showing shareholding pattern of the Public shareholder**

Category	Category & Name of Shareholders	PAN	Nos. of sharehold-ers	Nos. of fully paid up equity shares held	No. of Partly paid-up equity shares held	No. of shares underlying Depository Receipts	Total nos. shares held (VII) = (IV)+(V)+(VI)	Shareholding as a % of total shares (calculate as per SCRR, 1957)	Number of Voting Rights		No. of Shares Underlying Outstanding convertible securities (including securities assuming full conversion of convertible securities)	Number of Locked In shares		Number of Shares pledged or otherwise encumbered		Number of equity shares held in dematerialised form
									Class eg: X	Class eg: y Total		No. (a)	As a % of total Shares held(b)	No. (a)	As a % of total Shares held(b)	
	(i)	(ii)	(iii)	(iv)	(v)	(vi)	(vii) = (iv)+(v)+(vi)	(viii) As a % of (A+B+C2)	(ix)		(x) = (VII)+(X) As a % of	(xi)	(xii)	(xiii)	(xiv)	
<b>1</b>	<b>Institutions</b>															
(a)	Mutual Fund		0	0	0	0	0	0.0000	0	0	0	0	0.0000	0	0.0000	0
(b)	Venture Capital Funds		0	0	0	0	0	0.0000	0	0	0	0	0.0000	0	0.0000	0
(c)	Alternate Investment Funds		0	0	0	0	0	0.0000	0	0	0	0	0.0000	0	0.0000	0
(d)	Foreign Venture Capital Investors		0	0	0	0	0	0.0000	0	0	0	0	0.0000	0	0.0000	0
(e)	Foreign Portfolio Investor		0	0	0	0	0	0.0000	0	0	0	0	0.0000	0	0.0000	0
(f)	Financial Institutions / Banks		0	0	0	0	0	0.0000	0	0	0	0	0.0000	0	0.0000	0
(g)	Insurance Companies		0	0	0	0	0	0.0000	0	0	0	0	0.0000	0	0.0000	0
(h)	Provident Funds / Pension Funds		0	0	0	0	0	0.0000	0	0	0	0	0.0000	0	0.0000	0
(i)	Any Other (Specify)		0	0	0	0	0	0.0000	0	0	0	0	0.0000	0	0.0000	0
	Sub Total (B)(1)		0	0	0	0	0	0.0000	0	0	0	0	0.0000	0	0.0000	0
	Central Government/ State Government(s)/ President of India		0	0	0	0	0	0.0000	0	0	0	0	0.0000	0	0.0000	0
<b>2</b>	<b>India</b>															
	Sub Total (B)(2)		0	0	0	0	0	0.0000	0	0	0	0	0.0000	0	0.0000	0
<b>3</b>	<b>Non-Institutions</b>															
(a)	Individuals															
	i. Individual shareholders holding nominal share capital up to Rs. 2 lakhs.		3340	1048710	0	0	1048710	31.6688	0	0	0	0	0.0000	0	0.0000	2275
	ii. Individual shareholders holding nominal share capital in excess of Rs. 2 lakhs.		8	576496	0	0	576496	17.4090	0	0	0	0	0.0000	0	0.0000	576496
	Anil Lachman Sajnani	AJPS5478D		57165	0	0	57165	1.7263	0	0	0	0	0.0000	0	0.0000	57165
	Dipak Kanaylal Shah	AVPS4654B		40000	0	0	40000	1.2079	0	0	0	0	0.0000	0	0.0000	40000
	Hitesh Ramji Javeri	AABPJ4691H		164597	0	0	164597	4.9705	0	0	0	0	0.0000	0	0.0000	164597
	Surendra Ratilal Parikh	AACPP5765B		187593	0	0	187593	5.6649	0	0	0	0	0.0000	0	0.0000	187593
	Uravshi Surendra Parikh	AACPP5764A		49700	0	0	49700	1.5008	0	0	0	0	0.0000	0	0.0000	49700
(b)	NBFCs registered with RBI		0	0	0	0	0	0.0000	0	0	0	0	0.0000	0	0.0000	0
(c)	Employee Trusts		0	0	0	0	0	0.0000	0	0	0	0	0.0000	0	0.0000	0
(d)	Overseas Depositories (holding DRs) (balancing figure)		0	0	0	0	0	0.0000	0	0	0	0	0.0000	0	0.0000	0
(e)	Any Other (Specify)		63	774414	0	0	774414	23.3857	0	0	0	0	0.0000	0	0.0000	44944
	Hindu Undivided Family		22	21629	0	0	21629	0.6532	0	0	0	0	0.0000	0	0.0000	21559
	Non Resident Indians (Non Repat)		3	1040	0	0	1040	0.0314	0	0	0	0	0.0000	0	0.0000	1040
	Non Resident Indians (Repatriation)		3	701390	0	0	701390	21.1805	0	0	0	0	0.0000	0	0.0000	1390
	Mahender Bhojwani			700000	0	0	700000	21.1385	0	0	0	0	0.0000	0	0.0000	0
	Clearing Member		2	4782	0	0	4782	0.1444	0	0	0	0	0.0000	0	0.0000	4782
	Bodies Corporate		33	45573	0	0	45573	1.3762	0	0	0	0	0.0000	0	0.0000	16173
	Sub Total (B)(3)		3411	2399620	0	0	2399620	72.4635	0	0	0	0	0.0000	0	0.0000	1172791
	Total Public Shareholding (B) = (B)(1)+(B)(2)+(B)(3)		3411	2399620	0	0	2399620	72.4635	0	0	0	0	0.0000	0	0.0000	1172791

Details of the shareholders acting as persons in Concert including their Shareholding (No. and %):

Details of Shares which remain unclaimed may be given here along with details such as number of shareholders, outstanding shares held in demat/unclaimed suspense account, voting rights which are frozen etc.

Note:

(1) PAN would not be displayed on website of Stock Exchange(s).

(2) The above format needs to be disclosed along with the name of following persons/institutions/Non Institutions holding more than 1% of total number of shares

(3) W.r.t. the information pertaining to Depository Receipts, the same may be disclosed in the respective columns to the extent information available and the balance to be disclosed as held by custodian.



**Shree Steel Wire Ropes Limited**

**Table IV - Statement showing shareholding pattern of the Non Promoter- Non Public shareholder**

Category	Category & Name of shareholders	PAN	Nos. of shareholders	No. of fully paid up equity shares held	No. of Party paid-up equity shares held	No. of shares underlying Depository Receipts	Total nos. shares held	Shareholding as a % of total shares (calculate as per SCRR, 1957)	Number of Voting Rights held in each class of securities			No. of Shares Underlying Outstanding convertible securities (including securities)	Shareholding, as a % assuming full conversion of convertible securities (X)= (VII)+(X) As a % of	Number of Locked in shares	Number of Shares pledged or otherwise encumbered	Number of equity shares held in dematerialised form
									No of Voting Rights	Total as a % of total (A+B+C)	Class eg: X Class eg: Y Total					
1	(I) Custodian/DR Holder		0	0	0	0	(VII) = (IV)-(V)+(VI)	0	0	0	0	0	0	0	0	0
2	(II) Employee Benefit Trust (under SEBI (Share based Employee Benefit) Regulations, 2014)		0	0	0	0	0	0	0	0	0	0	0	0	0	0
	(III) Total Non-Promoter- Non Public Shareholding (C)= (C1)+(C2)		0	0	0	0	0	0	0	0	0	0	0	0	0	0

Note:

- (1) PAN would not be displayed on website of Stock Exchange(s).
- (2) The above format needs to disclose name of all holders holding more than 1% of total number of shares
- (3) W.r.t. the information pertaining to Depository Receipts, the same may be disclosed in the respective columns to the extent information available

GENERATED ON -02/01/2016 NSDL : 31/12/2015 CDSL : 31/12/2015



Shree Steel Wire Ropes Limited  
LIST OF TOP 100 SHAREHOLDERS

LINK INTIME  
INDIA PVT LTD

SR NO	FOLIO NO	SHAREHOLDER' S NAME	SHARES	PERCENTAGE
1	008767	MAHENDER BHOJWANI	700000	21.1385
2	1203790000038039	BHOLENATH DEVELOPERS LIMITED	490560	14.8139
3	IN30216410199109	CHANDRU RAMCHAND CHAWLA	298695	9.0200
4	IN30154914052327	SURENDRA RATILAL PARIKH URVASHI SURENDRA PARIKH	187593	5.6649
5	IN30036020087818	HITESH RAMJI JAVERI RADHABAI RAMJI JAVERI HARSHA HITESH JAVERI	164597	4.9705
6	1203790000033045	MANOJ BANSIDHAR JESWANI	79260	2.3935
7	1203790000031373	ANIL LACHMAN SAJNANI	57165	1.7263
8	IN30154914052296	URVASHI SURENDRA PARIKH SURENDRA RATILAL PARIKH	49700	1.5008
9	IN30064410001824	DIPAK KANAYALAL SHAH MITA DIPAK SHAH SHARAD KANYALAL SHAH	40000	1.2079
10	IN30216410197337	VINOD CHANDRU CHAWLA	39200	1.1838
11	IN30021411518205	JAYPRAKASH VRAJLAL SHAH KRINA JAYPRAKASH SHAH	29190	0.8815
12	IN30290248086794	SANA PASRICHA	26271	0.7933
13	IN30068510288376	ABHAYKUMAR HARILAL SHAH	21980	0.6637
14	IN30048412869573	JITENDRA RATILAL PARIKH BRIJEN JITENDRA PARIKH	17500	0.5285
15	IN30246110012890	SANJAYKUMAR SARAWAGI	16347	0.4936
16	IN30154917327362	VARSHA PAWAN MALLAWAT PAWAN MALLAWAT	10648	0.3215
17	1301420000040616	NIPA ANIL SHAH ANIL RAJMAL SHAH	9368	0.2829
18	IN30045010256018	KUNDAN NAVINCHANDRA DOSHI NAVINCHANDRA BACHUBHAI DOSHI	9086	0.2744
19	1301420000023706	GOPI ALPESH SHAH	8400	0.2537
20	12013200000635586	PRATYUSH MITTAL .	8050	0.2431
21	IN30023913540867	PALLAVI G P	7705	0.2327
22	IN30045010908952	PATEL HITESH I.	7151	0.2159
23	IN30246110012875	PRITTY DEVI SARAWAGI	7101	0.2144
24	008599	GEETA M. PAI	6930	0.2093
25	IN30018311598893	POONAM SUNDEEP KARNA SUNDEEP ARJUN KARNA	6794	0.2052
26	IN30068510295710	NILESH N SHAH NAGINDAS J SHAH	6650	0.2008
27	IN30290241234692	RAJ KUMAR PASRICHA	6499	0.1963
28	007518	NICHE EXPORTS PVT LTD	6300	0.1902
29	1304140007310563	JAYANT SHARE BROKING PRIVATE LTD	5600	0.1691
30	IN30047643480997	NISHIT SHAH	5460	0.1649
31	008600	DIPESH RAKESH KOTADIA	5250	0.1585
32	IN30188730003748	RAJESH KUMAR SHARMA	5218	0.1576
33	12010900005024238	UDHANI SANJAY SURESHKUMAR AYUSHI SANJAY UDHANI	5000	0.1510
34	008602	MEENA RAJESH KOTADIA	4970	0.1501

PRINTED ON: 02/01/2016 NSDL DATA: 31/12/2015 CDSL DATA: 31/12/2015

PAGE NO: 1



Shree Steel Wire Ropes Limited  
LIST OF TOP 100 SHAREHOLDERS



SR NO	FOLIO NO	SHAREHOLDER' S NAME	SHARES	PERCENTAGE
35	001797	MEENA S KHILNANI	4970	0.1501
36	008249	SHARAT HARIRAM KHILNANI OMPRAKASH JAKHOTIA	4760	0.1437
37	1203070000435084	MAHESH KUMAR BAJAJ	4690	0.1416
38	1203440000000069	ARCADIA SHARE & STOCK BROKERS PVT. LTD	4642	0.1402
39	005979	VASANTI H GONDALIA	4620	0.1395
40	IN30115124869872	TRILOK J VORA BHUSHAN TRILOK VORA CHINTAN TRILOK VORA	4600	0.1389
41	IN30311610405985	EKTA S	4579	0.1383
42	1207100000123901	KARTIK DHIRAJLAL SHAH MANNA KARTIK SHAH	4550	0.1374
43	000511	MAHESH NARAINDAS MAKHIJA SARLA NARAINDAS MAKHIJA	4200	0.1268
44	1203390000127971	SHAKUNTALA BANSAL	4130	0.1247
45	IN30247011495160	ABHAYKUMAR HARILAL SHAH	4060	0.1226
46	IN30220110192924	PRAVINA CHAMPAKLAL TOLAT NEENA ASHIT JHAVERI	4060	0.1226
47	1201980000181797	VIPUL RAJENDRABHAI GANDHI	4000	0.1208
48	1201640000166510	GHANSHAYAM MORADIYA	3980	0.1202
49	IN30290248390789	SUNDEEP ARJUN KARNA	3858	0.1165
50	007783	SHIDHARTH Y KUSUMGAR INDU Y KUSUMGAR	3850	0.1163
51	007801	MEHTA & SHAH CAPITAL SERVICES PVT LTD	3780	0.1141
52	1203790000019252	MANISHA VINOD CHAWLA	3570	0.1078
53	IN30143610804158	BALDEV RAMDAS CHAWLA MEENA B CHAWLA	3500	0.1057
54	IN30133019149827	GIRISH LAXMICHAND SHAH	3500	0.1057
55	002056	KAUSHAL ENGINEERING PVT LTD	3500	0.1057
56	001894	ASIF IBRAHIM DADARKAR HUMERA ASIF DADARKAR	3500	0.1057
57	001734	MOHMED SADIQ BAIG MOINA SADIQ BAIG	3500	0.1057
58	000539	NIPA KINISH SHAH KETKI NARESH SHAH	3500	0.1057
59	000528	UTTAMLAL SHAH SURESH SHAH	3500	0.1057
60	005761	SUBHADRA SHAH JOBAN SURYAKANT SHAH SURYAKANT MULCHAND SHAH	3430	0.1036
61	004439	ALPESH SHAH DINESH SHAH	3360	0.1015
62	IN30267937247680	ROHIT SUNDEEP KARNA SUNDEEP ARJUN KARNA	3200	0.0966
63	IN30220111248087	DIVYANG BIPINCHANDRA KAPADIA VARSHA DIVYANG KAPADIA	3150	0.0951
64	IN30047610295245	HASMUKH CHAMPAKLAL SHAH JYOTSNA HASMUKH SHAH	3150	0.0951
65	002739	YOGESH SAGAR SANJAY SAGAR	3150	0.0951
66	001948	UTTAMLAL SHAH SUBHDRABEN SHAH	2940	0.0888

PRINTED ON: 02/01/2016 NSDL DATA: 31/12/2015 CDSL DATA: 31/12/2015

PAGE NO: 2



Shree Steel Wire Ropes Limited  
LIST OF TOP 100 SHAREHOLDERS

LINK INTIME  
INDIA PVT LTD

SR NO	FOLIO NO	SHAREHOLDER' S NAME	SHARES	PERCENTAGE
67	1304140006308453	SYED SAMEER RAZA	2630	0.0794
68	008140	RAJESH R SHAH	2590	0.0782
69	008732	N R SHAH		
70	008709	RAHUL H SHAH	2450	0.0740
71	008709	KALPANA MEHTA	2450	0.0740
72	000505	SARLA NARAINDAS MAKHIJA	2450	0.0740
73	1302590001426545	MAHESH NARAINDAS MAKHIJA		
74	1302590001426545	JAIYESH C GANDHI	2450	0.0740
75	IN30074910458431	SULOCHANA CHINUBHAI GANDHI		
76	IN30074910458431	ANURADHA KULKARNI	2359	0.0712
77	IN30198310749514	ASHWINKUMAR BABULAL KOTHARI	2335	0.0705
78	IN30088813026150	RUPABEN ASHWINKUMAR KOTHARI		
79	IN30088813026150	AZAD FINANCE & TRADING INVESTMENT LIMITED	2256	0.0681
80	IN30226910873940	SANJAY MUNDADA	2240	0.0676
81	005925	P V PAREKH	2170	0.0655
82	1301420000046559	ANIL RAJMAL SHAH	2150	0.0649
83	1203500000040537	DHEERAJ KUMAR BAKREWAL	2100	0.0634
84	1202890001249710	MANISH ISHWARLAL HAKANI	2100	0.0634
85	IN30088814404657	CHHAYA MANISH HAKANI		
86	IN30088814404657	ASHISH HASMUKHLAL SHAH	2100	0.0634
87	005709	ILA ASHISH SHAH		
88	005709	JITENDRA POPATLAL SHAH	2100	0.0634
89	005709	JAYSHREE JITENDRA SHAH		
90	1301420000046544	ALPESH RAJMAL SHAH	2045	0.0618
91	IN30002010440448	RAJKUMAR JAIN	2030	0.0613
92	1601010000366817	R B JAJU SECURITIES INDIA PVT LTD	2001	0.0604
93	1203070000435202	MAHESH KUMAR BAJAJ .	2000	0.0604
94	1203380000112567	ROHAN DEVENDRA BHATT	2000	0.0604
95	1205230000000897	CHAMAN LAL PALLI	2000	0.0604
96	1201130000001348	LALIT UTTAMLAL SHAH	2000	0.0604
97	1201130000001348	SUREKHA LALIT SHAH		
98	IN30051321786230	SNEHAL DHARMAN DAFTARY	2000	0.0604
99	IN30075711715003	DHARMAN HEMANTKUMAR DAFTARY		
100	IN30075711715003	RAMILA DILIP SAVLA	2000	0.0604
101	IN30075711715003	DIPAN DILIP SAVLA		
102	IN30226913714508	SURESH FATUBHAI GUNDARIA	2000	0.0604
103	IN30226913714508	ELA SURESH GUNDARIA		
104	IN30045010133763	JAGDISH LACHHMANDAS TEJUJA	1960	0.0592
105	IN30045010133763	USHA JAGDISH TEJUJA		
106	1204450000055592	GHANSHYAM DAS SARADA H.U.F.	1913	0.0578
107	1202300000003739	KAMAL SINDHER	1890	0.0571
108	002740	UDAY SAGAR	1890	0.0571
109	002740	SANJAY SAGAR		
110	IN30042510083863	NILAM HARISHCHANDRA MORLIWALA	1841	0.0556
111	1203320006407604	HARSHA PARMANAND PATEL	1837	0.0555
112	1203320006407604	PARMANAND NATWARLAL PATEL		
113	IN30051317667185	DHARMAN H DAFTARY	1800	0.0544
114	IN30262010053897	RUCHI BANSAL	1800	0.0544





Shree Steel Wire Ropes Limited  
LIST OF TOP 100 SHAREHOLDERS



SR NO	FOLIO NO	SHAREHOLDER' S NAME	SHARES	PERCENTAGE
TOTAL :			2545954	76.8825



# Shree Steel Wire Ropes Limited



LISTING OF SHAREHOLDERS (Category) : Corporate Bodies (Promoter Co)

Report Type : ALL

SR NO	FOLIO NO	NAME	SHARES	PERCENTAGE
1	1203790000038039	BHOLENATH DEVELOPERS LIMITED	490560	14.8139
			490560	14.8139

PRINTED ON: 02/01/2016 NSDL DATA:31/12/2015 CDSL DATA: 31/12/2015 PAGE NO: 1



# Shree Steel Wire Ropes Limited



LISTING OF SHAREHOLDERS (Category) : Clearing Member

Report Type : ALL

SR NO	FOLIO NO	NAME	SHARES	PERCENTAGE
1	1203440000000069	ARCADIA SHARE & STOCK BROKERS PVT. LTD	4642	0.1402
2	1204910000000042	FAIRWEALTH SECURITIES LIMITED	140	0.0042
			4782	0.1444

PRINTED ON: 02/01/2016 NSDL DATA:31/12/2015 CDSL DATA: 31/12/2015 PAGE NO: 2



# Shree Steel Wire Ropes Limited



LISTING OF SHAREHOLDERS (Category) : Other Bodies Corporate

Report Type : ALL

SR NO	FOLIO NO	NAME	SHARES	PERCENTAGE
1	007518	NICHE EXPORTS PVT LTD	6300	0.1902
2	1304140007310563	JAYANT SHARE BROKING PRIVATE LTD	5600	0.1691
3	007801	MEHTA & SHAH CAPITAL SERVICES PVT LTD	3780	0.1141
4	002056	KAUSHAL ENGINEERING PVT LTD	3500	0.1057
5	IN30088813026150	AZAD FINANCE & TRADING INVESTMENT LIMITED	2256	0.0681
6	1601010000366817	R B JAJU SECURITIES INDIA PVT LTD	2001	0.0604
7	005425	AKHILL MARKETING PVT LTD	1750	0.0528
8	005436	GANESH COMPUTRONICS PVT LTD	1750	0.0528
9	005457	KRISHNA ADVISORS PVT LTD	1750	0.0528
10	005456	KRISHNA SUPPLIERS PVT LTD	1750	0.0528
11	005459	MAHARSHI AGRO PVT LTD	1750	0.0528
12	005658	MAMTA HOLDINGS PVT LTD	1750	0.0528
13	005462	MARVEL EXPORTS INDIA PVT LTD	1750	0.0528
14	005492	SOUBHAGYA FINANCE PVT LTD	1750	0.0528
15	004366	THE EMPIRE FINANCE COMPANY LTD	1540	0.0465
16	IN30045010000295	Coral India Finance And Housing Ltd.	1495	0.0451
17	1201290000027454	APT REALTY PVT LTD.	1000	0.0302
18	IN30147710000096	BONANZA PORTFOLIO LTD	850	0.0257
19	IN30226912166081	INDIA INFOLINE LIMITED	500	0.0151
20	IN30109810651397	SWAVIN BUSINESS CONSULTANTS PRIVATE LIMITED	470	0.0142
21	1202920000074798	JSEL SECURITIES LTD.(073)	399	0.0120
22	IN30002010904208	NANAVATI ASSOCIATES PVT LTD	350	0.0106
23	1202420000000010	TRUSTLINE SECURITIES LTD	350	0.0106
24	IN30011811039923	ALANKIT ASSIGNMENTS LTD.	299	0.0090
25	IN30039410014644	KARVY STOCK BROKING LIMITED	200	0.0060
26	008727	PREKSHA FINANCE LTD.	140	0.0042
27	IN30184610283572	LSE SECURITIES LTD.	99	0.0030
28	IN30236510000130	SHRI PARASRAM HOLDINGS PVT.LTD.	94	0.0028
29	008314	BEST PORT FOLIO PVT LTD	70	0.0021
30	IN30115112079453	INVENTURE GROWTH & SECURITIES LTD	70	0.0021
31	IN30280610026037	SAGAR STEEL PRIVATE LIMITED	70	0.0021
32	1202570000000044	SHILPA STOCK BROKERS PVT LTD	70	0.0021
33	007568	SIS SHARE & STOCK BROKERS PVT LTD	70	0.0021
			45573	1.3762

PRINTED ON: 02/01/2016 NSDL DATA:31/12/2015 CDSL DATA: 31/12/2015 PAGE NO: 3



# Shree Steel Wire Ropes Limited



LISTING OF SHAREHOLDERS (Category) : Directors

Report Type : ALL

SR NO	FOLIO NO	NAME	SHARES	PERCENTAGE
1	IN30216410199109	CHANDRU RAMCHAND CHAWLA	298695	9.0200
2	1203790000033045	MANOJ BANSIDHAR JESWANI	79260	2.3935
			377955	11.4134

PRINTED ON: 02/01/2016 NSDL DATA:31/12/2015 CDSL DATA: 31/12/2015 PAGE NO: 4



# Shree Steel Wire Ropes Limited



LISTING OF SHAREHOLDERS (Category) : Hindu Undivided Family

Report Type : ALL

SR NO	FOLIO NO	NAME	SHARES	PERCENTAGE
1	IN30290248390789	SUNDEEP ARJUN KARNA	3858	0.1165
2	1301420000046559	ANIL RAJMAL SHAH	2150	0.0649
3	1301420000046544	ALPESH RAJMAL SHAH	2045	0.0618
4	1203070000435202	MAHESH KUMAR BAJAJ .	2000	0.0604
5	1204450000055592	GHANSHYAM DAS SARADA H.U.F.	1913	0.0578
6	IN30051317667185	DHARMAN H DAFTARY	1800	0.0544
7	IN30002011612094	PRAVIN M HEDGE	1750	0.0528
8	1204450000055647	RAMNIVAS AMIT KUMAR SARDA H.U.F.	1750	0.0528
9	IN30002010480988	DILIPKUMAR GOPALJIBHAI DATTA	1190	0.0359
10	1201750000520386	RAJENDRA KUMAR JAIN (HUF) .	1100	0.0332
11	1203360000055610	ANUP MANILAL SHAH (HUF)	595	0.0180
12	1202260000017243	NARENDRA GAJANAN MEHENDALE (HUF)	555	0.0168
13	1201210000109781	RATAN J RAJPUROHIT (HUF)	300	0.0091
14	1203970000012361	SANDEEP CHAND BHANDARI AND SONS	160	0.0048
15	1204150000006901	CHAMPAKLAL BABALDAS GANDHI HUF GANDHI HUF	140	0.0042
16	1204150000042275	MILAN MAHENDRAKUMAR SHAH (HUF)	110	0.0033
17	1201130000154408	HARISH SHIRKRISHNA PALDIWAL (HUF)	70	0.0021
18	009151	HEMANT M SHAH HUF	70	0.0021
19	1201130000232558	SHRIKISAN KAPOORCHAND PALDIWAL(HUF)	70	0.0021
20	1204510000000521	D. S. Shah-HUF shah	1	0.0000
21	1201210100515318	SUKAN RAJ BHANDARI HUF	1	0.0000
22	1201210100254152	SURESH RATHI HUF	1	0.0000
			21629	0.6532



# Shree Steel Wire Ropes Limited



LISTING OF SHAREHOLDERS (Category) : Non Resident Indians

Report Type : ALL

SR NO	FOLIO NO	NAME	SHARES	PERCENTAGE
1	008767	MAHENDER BHOJWANI	700000	21.1385
2	IN30267932369622	ANANTHESHWAR PAI UPPINANGADY	1265	0.0382
3	IN30302850508065	BINU SIVARAMA PILLAI	125	0.0038
			701390	21.1805

PRINTED ON: 02/01/2016 NSDL DATA:31/12/2015 CDSL DATA: 31/12/2015 PAGE NO: 6



# Shree Steel Wire Ropes Limited



LISTING OF SHAREHOLDERS (Category) : Non Resident (Non Repatriable)  
Report Type : ALL

SR NO	FOLIO NO	NAME	SHARES	PERCENTAGE
1	IN30154935991461	SHANI SALIM	900	0.0272
2	IN30021414228987	DEVANG RAMESH SHAH ARTI DEVANG SHAH	70	0.0021
3	IN30154934735566	NARINDERPAL SINGH SETH	70	0.0021
			1040	0.0314

PRINTED ON: 02/01/2016 NSDL DATA:31/12/2015 CDSL DATA: 31/12/2015 PAGE NO: 7





# Shree Steel Wire Ropes Limited

**LINK INTIME**  
INDIA PVT LTD

LISTING OF SHAREHOLDERS (Category) : Public

Report Type : ALL

TOP SHAREHOLDERS : 50

SR NO	FOLIO NO	NAME	SHARES	PERCENTAGE
1	IN30154914052327	SURENDRA RATILAL PARIKH	187593	5.6649
2	IN30036020087818	URVASHI SURENDRA PARIKH HITESH RAMJI JAVERI RADHABAI RAMJI JAVERI	164597	4.9705
3	1203790000031373	HARSHA HITESH JAVERI	57165	1.7263
4	IN30154914052296	ANIL LACHMAN SAJNANI URVASHI SURENDRA PARIKH	49700	1.5008
5	IN30064410001824	SURENDRA RATILAL PARIKH DIPAK KANAYALAL SHAH MITA DIPAK SHAH	40000	1.2079
6	IN30021411518205	SHARAD KANYALAL SHAH JAYPRAKASH VRAJLAL SHAH	29190	0.8815
7	IN30290248086794	KRINA JAYPRAKASH SHAH	26271	0.7933
8	IN30068510288376	SANA PASRICHA	21980	0.6637
9	IN30048412869573	ABHAYKUMAR HARILAL SHAH JITENDRA RATILAL PARIKH	17500	0.5285
10	IN30246110012890	BRIJEN JITENDRA PARIKH	16347	0.4936
11	IN30154917327362	SANJAYKUMAR SARAWAGI VARSHA PAWAN MALLAWAT	10648	0.3215
12	1301420000040616	PAWAN MALLAWAT NIPA ANIL SHAH	9368	0.2829
13	IN30045010256018	ANIL RAJMAL SHAH KUNDAN NAVINCHANDRA DOSHI	9086	0.2744
14	1301420000023706	NAVINCHANDRA BACHUBHAI DOSHI	8400	0.2537
15	1201320000635586	GOPI ALPESH SHAH	8050	0.2431
16	IN30023913540867	PRATYUSH MITTAL .	7705	0.2327
17	IN30045010908952	PALLAVI G P	7151	0.2159
18	IN30246110012875	PATEL HITESH I.	7101	0.2144
19	008599	PRITTY DEVI SARAWAGI	6930	0.2093
20	IN30018311598893	GEETA M. PAI	6794	0.2052
21	IN30068510295710	POONAM SUNDEEP KARNA SUNDEEP ARJUN KARNA	6650	0.2008
22	IN30290241234692	NILESH N SHAH	6499	0.1963
23	IN30047643480997	NAGINDAS J SHAH RAJ KUMAR PASRICHA	5460	0.1649
24	008600	NISHIT SHAH	5250	0.1585
25	IN30188730003748	DIPESH RAKESH KOTADIA	5218	0.1576
26	1201090005024238	RAJESH KUMAR SHARMA	5000	0.1510
27	008602	UDHANI SANJAY SURESHKUMAR	4970	0.1501
28	001797	AYUSHI SANJAY UDHANI	4970	0.1501
29	008249	MEENA RAJESH KOTADIA	4760	0.1437
30	1203070000435084	MEENA S KHILNANI	4690	0.1416
31	005979	SHARAT HARIRAM KHILNANI	4620	0.1395
32	IN30115124869872	OMPRAKASH JAKHOTIA	4600	0.1389
33	IN30311610405985	MAHESH KUMAR BAJAJ	4579	0.1383
34	1207100000123901	TRILOK J VORA	4550	0.1374
35	000511	BHUSHAN TRILOK VORA	4200	0.1268
36	1203390000127971	CHINTAN TRILOK VORA	4130	0.1247
37	IN30247011495160	EKTA S	4060	0.1226
38	IN30220110192924	KARTIK DHIRAJLAL SHAH	4060	0.1226
39	1201980000181797	MANNA KARTIK SHAH	4000	0.1208
40	1201640000166510	MAHESH NARAINDAS MAKHIJA	3980	0.1202
41	007783	SARLA NARAINDAS MAKHIJA	3850	0.1163
42	001894	SHAKUNTALA BANSAL	3500	0.1057
43	IN30143610804158	ABHAYKUMAR HARILAL SHAH	3500	0.1057
44	IN30133019149827	PRAVINA CHAMPAKLAL TOLAT NEENA ASHIT JHAVERI	3500	0.1057
		VIPUL RAJENDRABHAI GANDHI		
		GHANSHAYAM MORADIYA		
		SHIDHARTH Y KUSUMGAR		
		INDU Y KUSUMGAR		
		ASIF IBRAHIM DADARKAR		
		HUMERA ASIF DADARKAR		
		BALDEV RAMDAS CHAWLA		
		MEENA B CHAWLA		
		GIRISH LAXMICHAND SHAH		

PRINTED ON: 02/01/2016 NSDL DATA:31/12/2015 CDSL DATA: 31/12/2015 PAGE NO: 8



# Shree Steel Wire Ropes Limited



LISTING OF SHAREHOLDERS (Category) : Public

Report Type : ALL

TOP SHAREHOLDERS : 50

SR NO	FOLIO NO	NAME	SHARES	PERCENTAGE
45	001734	MOHMED SADIQ BAIG	3500	0.1057
46	000539	MOINA SADIQ BAIG	3500	0.1057
47	000528	NIPA KINISH SHAH KETKI NARESH SHAH	3500	0.1057
48	005761	UTTAMLAL SHAH SURESH SHAH SUBHADRA SHAH	3430	0.1036
49	004439	JOBAN SURYAKANT SHAH SURYAKANT MULCHAND SHAH	3360	0.1015
50	IN30267937247680	ALPESH SHAH DINESH SHAH ROHIT SUNDEEP KARNA SUNDEEP ARJUN KARNA	3200	0.0966
			822662	24.8427

PRINTED ON: 02/01/2016 NSDL DATA:31/12/2015 CDSL DATA: 31/12/2015 PAGE NO: 9



# Shree Steel Wire Ropes Limited



LISTING OF SHAREHOLDERS (Category) : Promoters

Report Type : ALL

SR NO	FOLIO NO	NAME	SHARES	PERCENTAGE
1	1201090000833878	CHANDRU RAMCHAND CHAWLA	585	0.0177
			585	0.0177




# Shree Steel Wire Ropes Limited

LINK INTIME  
INDIA PVT LTD.

LISTING OF SHAREHOLDERS (Category) : Relatives of Director

Report Type : ALL

SR NO	FOLIO NO	NAME	SHARES	PERCENTAGE
1	IN30216410197337	VINOD CHANDRU CHAWLA	39200	1.1838
2	1203790000019252	MANISHA VINOD CHAWLA	3570	0.1078
			42770	1.2916



LIST OF SHAREHOLDERS CATEGORYWISE (SUMMARY)

CATEGORY	---DEMATED---		---PHYSICAL---			---TOTAL---		PERCENT
	SHARES	HOLDERS	SHARES	HOLDERS	SHARES	VALUES		
Corporate Bodies (Promoter Co)	490560	1	0	0	490560	4905600.00	14.8139	
Clearing Member	4782	2	0	0	4782	47820.00	0.1444	
Other Bodies	16173	18	29400	15	45573	455730.00	1.3762	
Corporate	377955	2	0	0	377955	3779550.00	11.4134	
Directors	21559	21	70	1	21629	216290.00	0.6532	
Hindu Undivided Family	1390	2	700000	1	701390	7013900.00	21.1805	
Non Resident Indians	1040	3	0	0	1040	10400.00	0.0314	
Non Resident (Non Repatriable)	1127847	1182	497359	2166	1625206	16252060.00	49.0778	
Public	585	1	0	0	585	5850.00	0.0177	
Promoters	42770	2	0	0	42770	427700.00	1.2916	
Relatives of Director								
<b>TOTAL :</b>	<b>2084661</b>	<b>1234</b>	<b>1226829</b>	<b>2183</b>	<b>3311490</b>	<b>33114900.00</b>	<b>100.0000</b>	



*(Handwritten signature)*

Shree Steel Wire Ropes Limited  
DISTRIBUTION OF SHAREHOLDING (SHARES)

LINK INTIME  
INDIA PVT LTD



Report Type : ALL (NSDL+CDSL+PHYSICAL)

SHAREHOLDING OF SHARES	NUMBER OF SHAREHOLDERS	PERCENTAGE OF TOTAL	SHARES	PERCENTAGE OF TOTAL
1 --	500	2939	432812	13.0700
501 --	1000	286	205466	6.2046
1001 --	2000	107	156189	4.7166
2001 --	3000	20	45946	1.3875
3001 --	4000	19	66978	2.0226
4001 --	5000	14	63831	1.9276
5001 --	10000	16	111562	3.3689
10001 --	*****	16	2228706	67.3022
Total:	3417	100.0000	3311490	100.0000



# LINK INTIME

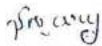
TO WHOMSOEVER IT MAY CONCERN

WE ARE THE REGISTRARS AND SHARE TRANSFER AGENTS OF M/S SHREE STEEL WIRE ROPES LIMITED.

THIS IS TO CERTIFY THAT WE HAVE NOT RECEIVED ANY COMPLAINT FOR THE PERIOD 1<sup>ST</sup> OCTOBER 2015 TO 31<sup>ST</sup> DECEMBER 2015.

THIS IS FOR YOUR INFORMATION.

For Link Intime India Pvt Ltd



Authorised signatory

PLACE : MUMBAI  
DATE : 08.01.2016

